




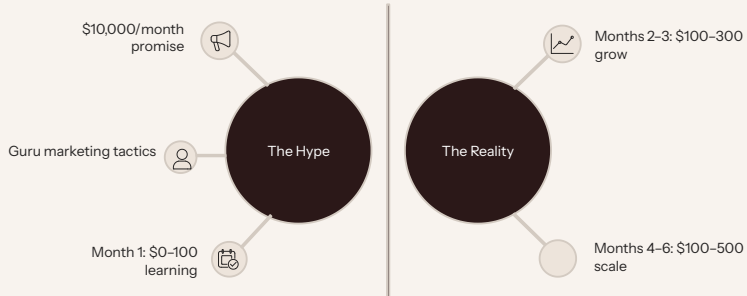
# No-Hype AI Hustles

5 Side Hustles You Can  
Start **This Weekend**



A \$19.99 Value • Yours Free

# Before We Start: A Reality Check



If those numbers seem small compared to the hype, good. That means you're thinking clearly.

These are honest numbers for people who actually do the work.



# The 5 Side Hustles

01

## Digital Templates

Create and sell time-saving templates for Notion, spreadsheets, and more

02

## Content Writing Services

Offer professional writing with AI as your drafting assistant

03

## Faceless Social Media

Build educational content channels without showing your face

04

## Email Newsletters


Build an owned audience and monetize through multiple channels

05

## AI Consulting for Local Businesses

Help small businesses leverage AI to save time and money

Each hustle includes realistic income potential, your "First \$50" action plan, ready-to-use AI prompts, and recommended tools. Let's dive in.



AI GROWTH PA  
CONNECTED OPPORTUNITIES

# Side Hustle #1: Digital Templates

## What It Is

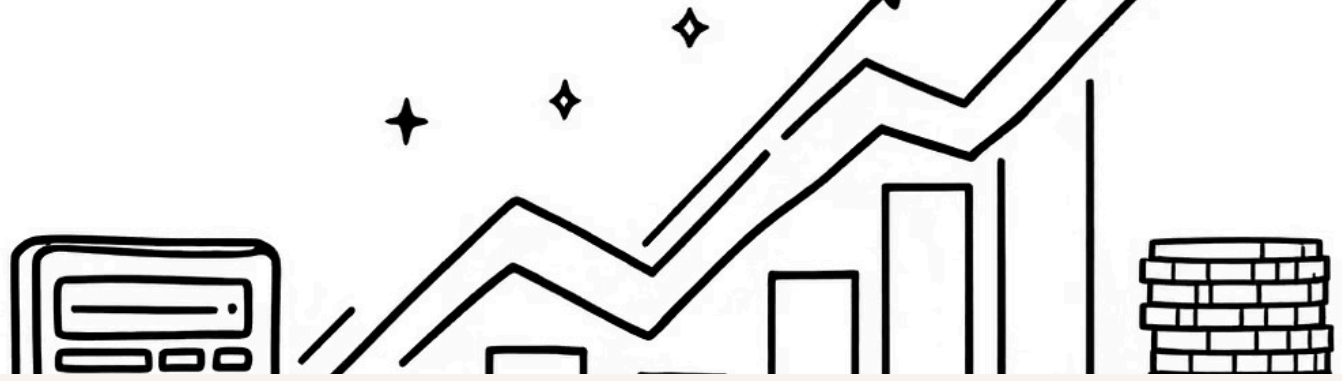
Create and sell templates that help people save time: Notion dashboards, spreadsheet calculators, Canva designs, document templates, checklists, and planners.

AI helps you brainstorm ideas, write descriptions, structure content, and create faster than ever.

## Who This Is For

- People who are naturally organized
- Those with experience in a specific field
- Anyone who's built systems for themselves that others would want





# Digital Templates: Income Potential

## Realistic Numbers

Timeframe	Expected Income
First 90 days	\$50-500 total
After 6 months	\$200-800/month
At scale (20+ templates)	\$1,000-3,000/month

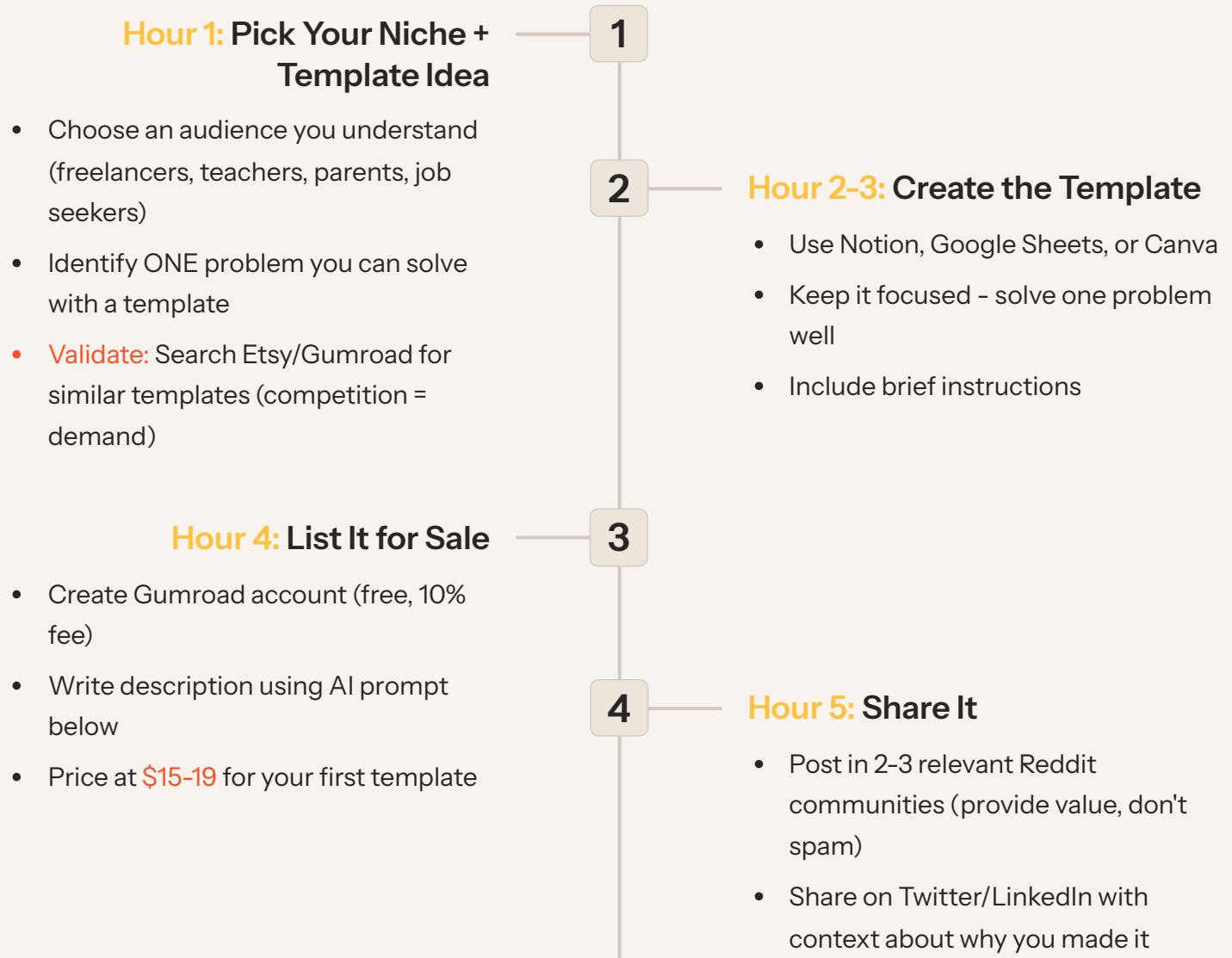
## Pricing Guide

- Simple checklist/planner: \$5-12
- Notion dashboard: \$15-29
- Spreadsheet calculator: \$19-39
- Comprehensive system/bundle: \$39-67

📌 **Sweet spot for beginners: \$15-29**  
single templates

# Digital Templates: Your First \$50

## This Weekend Action Plan



# Digital Templates: AI Prompts

Copy any prompt below, replace the [BRACKETED] sections with your specific details, and paste into ChatGPT, Claude, or your preferred AI tool. The more specific you are with the details, the better your results.

1

## Template Idea Generator

I want to create digital templates for [AUDIENCE, e.g., "freelance designers"]. They typically struggle with [PAIN POINTS, e.g., "tracking projects, invoicing clients, managing time"]. Generate **10 specific template ideas** I could create and sell. For each idea include: 1. Template name 2. Exactly what it would include 3. The specific problem it solves 4. Suggested price point (\$5-50 range) 5. Why this audience would pay for it. Focus on templates that solve **urgent, recurring problems**.

2

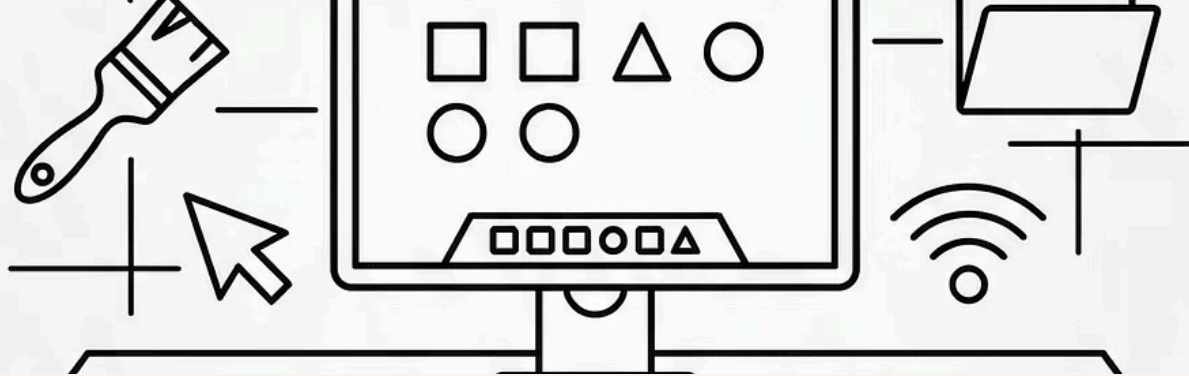
## Product Description Writer

Write a Gumroad/Etsy product description for my template: Template name: [NAME] What it is: [BRIEF DESCRIPTION] Target customer: [WHO IT'S FOR] Main benefit: [WHAT THEY'LL ACHIEVE] What's included: [LIST COMPONENTS]. Write in this format: **1. Headline focused on the outcome** **2. Opening that agitates the problem (2-3 sentences)** 3. How this template solves it 4. What's included (bullets) 5. Who this is perfect for 6. Simple CTA. Keep tone conversational and confident. No hype. Under 250 words.

3

## Template Content Creator

Help me create the content structure for a [TYPE] template for [AUDIENCE]. The template should help them [MAIN OUTCOME]. Create: **1. The main sections/tabs needed** 2. Specific fields or items for each section 3. Any formulas or automations to include 4. Example content I can include as a starting point 5. Brief instructions for the user (5-7 bullet points). Make it comprehensive but not overwhelming. A new user should understand how to use it **within 5 minutes**.



# Digital Templates: Toolkit

## Recommended Tools

Tool	Cost	Use For
Notion	Free	Dashboard templates
Google Sheets	Free	Calculators, trackers
Canva	Free/\$13/mo	Design templates
Gumroad	Free (10% fee)	Selling templates
Etsy	\$0.20/listing	Marketplace exposure

## Best Niches for Beginners

1. Freelancer client management
2. Job search trackers
3. Content calendars for creators
4. Budget planners for specific situations
5. Small business inventory tracking
6. Student study systems
7. Habit trackers with accountability
8. Social media planning
9. Project management for specific industries
10. Goal setting and review systems



# Side Hustle #2:

## Content Writing Services



### What It Is

Offer [writing services](#) to businesses who need blogs, newsletters, social media content, or website copy. You use AI as your drafting assistant, then add your [expertise, voice, and quality control](#).

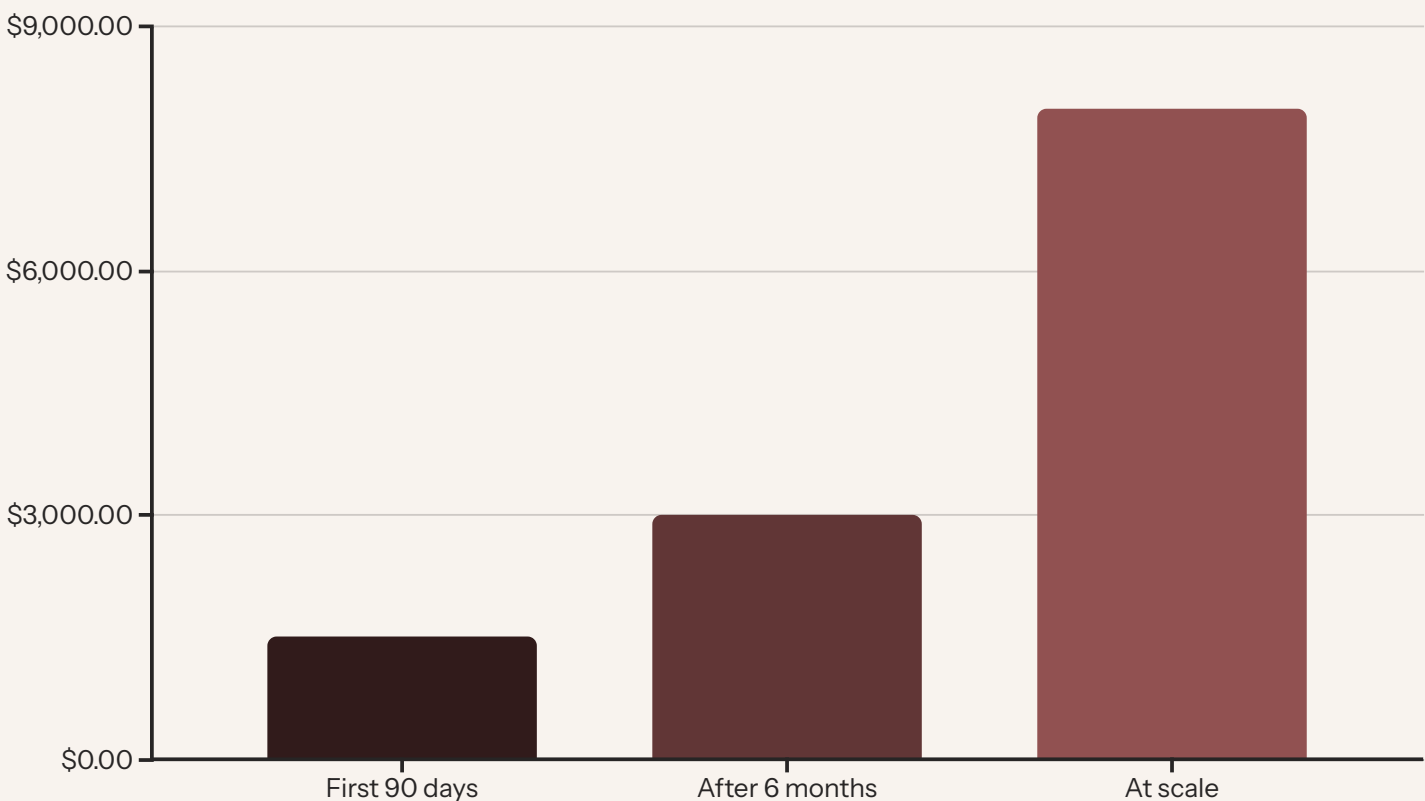
### The Key Distinction

Position yourself as the [expert editor](#), not as someone who "uses AI to write." Your value is in [strategy, expertise, and quality control](#).

### Who This Is For

- Strong writers with opinions
- People with expertise in a specific industry
- Those comfortable with client communication
- Anyone who can spot (and fix) mediocre writing

# Content Writing: Income Potential



## Pricing Guide

- Blog post (1,000-1,500 words): **\$75-200**
- Newsletter issue: **\$50-150**
- LinkedIn content (batch of 10): **\$200-400**
- Website page copy: **\$150-400**
- Monthly retainer (4 blogs + social): **\$800-2,000**

📌 **Sweet spot for beginners: \$100-150 per blog post**

This pricing allows you to compete while building your portfolio and reputation. As you gain experience and testimonials, you can **raise rates significantly**.

# Content Writing: Your First \$50

## This Weekend Action Plan



### Hour 1: Choose Your Niche + Content Type

- Pick an industry you know (real estate, healthcare, SaaS, fitness, finance)
- Choose ONE content type to offer (blog posts recommended)
- Define your "angle" - what makes your perspective valuable?

### Hour 2-3: Create 2 Sample Pieces

- Write 2 blog posts in your niche (use AI for drafts, then heavily edit)
- Make them genuinely good - these are your proof of quality
- Topics should address common problems in that industry



### Hour 4: Build Simple Portfolio

- Create a Notion page or Carrd site
- Include: your 2 samples, brief bio, services offered, pricing
- Add a contact form or email

### Hour 5-6: Outreach

- Find 10 businesses in your niche (LinkedIn, Google)
- Send personalized pitches
- Follow up after 3 days if no response

📌 **Goal: Land 1 client at \$75-100** for a trial blog post

# Content Writing: AI Prompts

Copy any prompt below, replace the [BRACKETED] sections with your specific details, and paste into ChatGPT, Claude, or your preferred AI tool. The more specific you are with the details, the better your results.

1

## Blog Post First Draft

Write a first draft blog post for a [INDUSTRY] company. Topic: [TOPIC] Target reader: [WHO WILL READ THIS] Goal of the post: [WHAT SHOULD READER DO/FEEL/KNOW AFTER] Tone: [PROFESSIONAL/CASUAL/AUTHORITATIVE] Word count: Approximately [NUMBER] words. Structure the post with: Hook that addresses a specific pain point, Clear subheadings (H2s), Practical actionable advice, Specific examples (not generic), Brief conclusion with clear next step. Avoid: clichés, obvious filler, generic advice that could apply to any industry. Write like an expert practitioner, not a content mill.

2

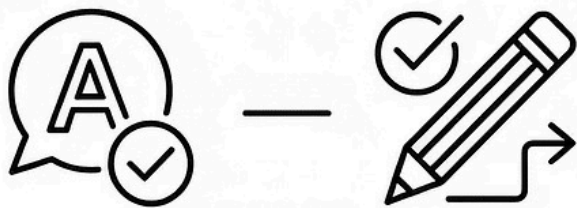
## Content Idea Generator

I write content for [INDUSTRY] businesses. Their target customers are [DESCRIBE CUSTOMER]. Generate 15 blog post ideas that would: 1. Address real problems these customers face 2. Position the business as a helpful expert 3. Have potential to rank in Google searches 4. Not be generic "10 tips" style content. For each idea, provide: Working headline, The specific problem it addresses, 3 key points to cover, Why this topic matters to the audience. Focus on topics with clear search intent.

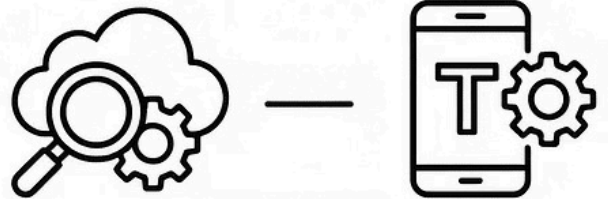
3

## Content Repurposer

Take this blog post and create additional content pieces from it: [PASTE BLOG POST]. Create: 1. LinkedIn post (150-200 words) - conversational, includes a hook and key insight 2. Twitter/X thread (5-7 tweets) - each tweet should stand alone but connect 3. Email newsletter intro (100 words) - teases the post, drives clicks 4. 3 social media caption options (short, punchy, include CTA). Maintain the core message but adapt the tone and format for each platform. Don't just shorten - reimagine for each audience.



GRAMMAR & STYLE



TECH & GADGETS

# Content Writing: Toolkit


## Recommended Tools

Tool	Cost	Use For
Claude/ChatGPT	Free -\$20 /mo	First drafts
Grammarly	Free /\$12/ mo	Editing, proofing
Hemingway Editor	Free	Readability check
Google Docs	Free	Writing, client sharing
Notion	Free	Portfolio, project mgmt
Calendly	Free	Booking client calls

## Best Niches for Beginners

1. Real estate agents/brokerages
2. SaaS companies (especially B2B)
3. Healthcare practices (dentists, chiropractors, therapists)
4. Financial advisors
5. E-commerce brands
6. Coaches and consultants
7. Law firms
8. Home services (HVAC, plumbing, landscaping)
9. Fitness and wellness brands
10. Local restaurants and hospitality

# SS SOCIAL HUSTLE G



## 3. MONETIZATION



## Side Hustle #3: Faceless Social Media



### What It Is

Create educational or entertaining content for YouTube, TikTok, or Instagram Reels **without showing your face**. AI helps with scripting, research, voiceovers, and ideation.



### Monetization

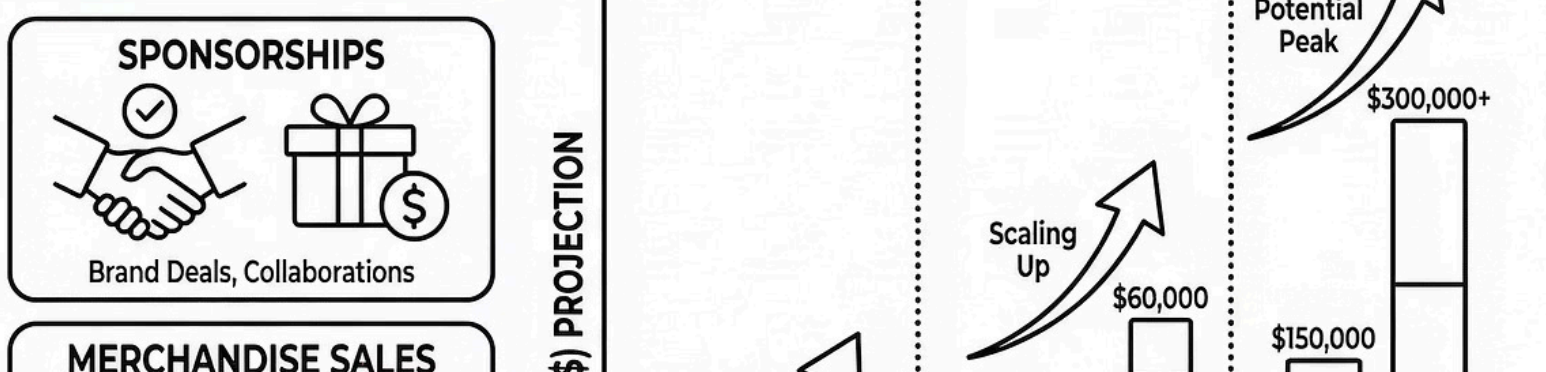
Revenue comes from **ads, sponsorships, and affiliate links**. This is building an asset, not trading time for money.

### Who This Is For

- Patient people who can commit to **6-12 months**
- Those who enjoy research and learning
- People comfortable with video editing basics
- Anyone who wants to build an asset, not trade time for money



**Important:** This is a **long game**. Expect **\$0 for months**.



# Faceless Content: Income Potential

## Realistic Numbers

Timeframe	Expected Income
First 90 days	\$0 (building audience)
6-12 months	\$100-1,000/month
12-24 months	\$1,000-5,000/month
At scale (100K+ subs)	\$5,000-20,000+/month

## Revenue Sources

- YouTube AdSense: \$2-10 per 1,000 views
- Sponsorships: \$500-5,000+ per video (at scale)
- Affiliate links: Varies widely
- Digital products: Unlimited upside

📌 **Reality check:** Most channels never reach monetization. Consistency is everything.

# Faceless Content: **Your First \$50**

## Note: This Hustle Is Different

Unlike templates or writing, faceless content doesn't generate quick cash. Your "first \$50" will likely come **4-6 months** in.

## This Weekend Action Plan (Foundation)

1

### Hour 1: Choose Your Niche

- Pick a topic with proven demand (history, psychology, finance, how-to)
- Study 5 successful faceless channels in that niche
- Note: video length, posting frequency, style, hooks

2

### Hour 2-3: Create Channel Assets

- Channel name and basic branding
- Profile image and banner (Canva)
- Channel description with keywords

3

### Hour 4-6: Create Your First Video

- Script using AI prompt below
- Record voiceover (your voice or AI voice)
- Edit with free software (CapCut, DaVinci Resolve)
- Create thumbnail (Canva)

## Ongoing Commitment Required

- 2-3 videos per week minimum
- **90 days** before evaluating results
- Constant improvement based on analytics



# Faceless Content: AI Prompts

Copy any prompt below, replace the [BRACKETED] sections with your specific details, and paste into ChatGPT, Claude, or your preferred AI tool. The **more specific you are with the details, the better your results.**

## 1. Video Script Writer

Write a script for a faceless YouTube video. Topic: [SPECIFIC TOPIC] Target length: **[X] minutes** (approximately [X words at 150 words/min]) Channel niche: [YOUR NICHE] Target audience: [WHO WATCHES] Tone: [EDUCATIONAL/ENTERTAINING/DRAMATIC]. Structure: **1. Hook (first 5-10 seconds)** - pattern interrupt or intriguing question 2. Quick context - why this matters 3. Main content - organized in clear sections 4. Engaging transitions between points 5. Conclusion with subtle CTA. Write for SPOKEN delivery - use short sentences, conversational language, natural rhythm. Include [VISUAL NOTES] in brackets for b-roll suggestions. Avoid: "In this video we'll cover..." or "Don't forget to like and subscribe" at the beginning.

## 2. Video Ideas Generator

I run a faceless YouTube channel about [NICHE]. My audience is [DESCRIBE THEM]. Generate 20 video ideas optimized for: 1. Search potential (people actively looking for this) 2. Click-worthy titles (curiosity or value) 3. Topics that can be covered without showing face 4. Subjects with available stock footage/images. For each idea provide: Video title (optimized for clicks AND search), Why someone would click on this, 3 key points to cover, Estimated video length. Mix: 10 evergreen topics + 5 trending angles + 5 controversial/opinion pieces.

## 3. Hook Generator

I'm creating a video about [TOPIC] for my [NICHE] channel. Write 10 different hooks for the first 5-10 seconds. Each hook should: 1. Stop the scroll immediately 2. Create curiosity or tension 3. NOT give away the answer 4. Feel natural when spoken aloud. Types to include: 2 controversial statement hooks, 2 question hooks, 2 "What if" hooks, 2 statistic/fact hooks, 2 story/scenario hooks. **Make them punchy. No wasted words.**



# Faceless Content: Toolkit

## Recommended Tools

Tool	Cost	Use For
CapCut	Free	Video editing
DaVinci Resolve		Advanced editing
Canva	Free	Thumbnails
Pexels/Pixabay		Stock footage
ElevenLabs	Free-\$5/mo	AI voiceover
TubeBuddy	Free-\$9/mo	YouTube SEO

## Best Niches for Faceless Content

1. History and historical mysteries
2. Psychology and human behavior
3. True crime (careful with monetization)
4. Personal finance and investing
5. Technology explainers
6. Science and nature
7. Motivation and self-improvement
8. Business case studies
9. Gaming (walkthroughs, lore, analysis)
10. Conspiracy theories and mysteries

# Side Hustle #4: Email Newsletters

## What It Is


Build an email list around a specific topic and monetize through sponsorships, affiliate products, or your own offerings. AI helps you research, draft content, and maintain consistency.

## The Magic

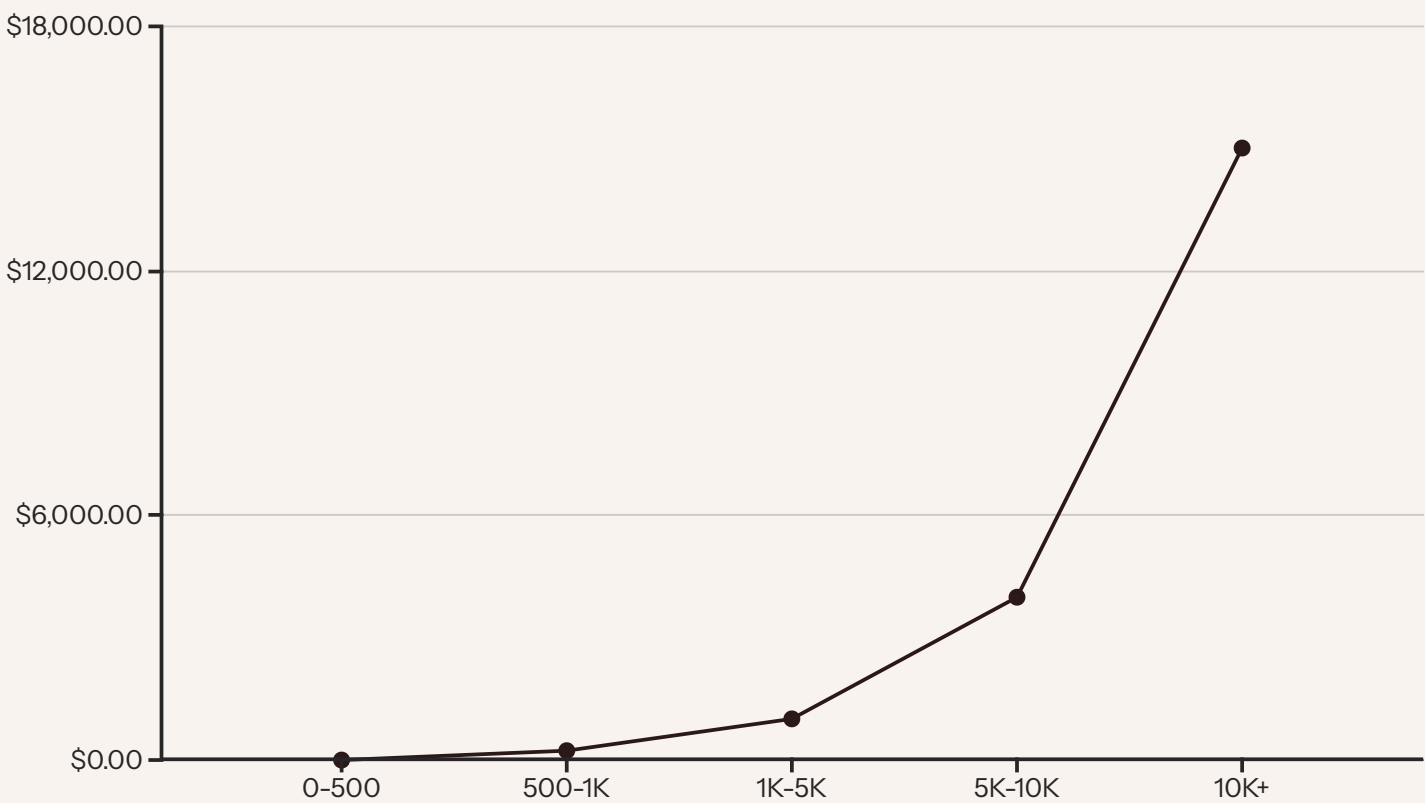
You OWN your audience. No algorithm can take it away. This is building a real asset with long-term value and multiple revenue streams.

## Who This Is For

- Consistent people who can commit to weekly publishing
- Those with deep knowledge or strong opinions on a topic
- Writers who enjoy building relationships with readers
- Anyone thinking long-term about audience building



# Email Newsletters: Income Potential



## Revenue Sources



### Sponsorships

\$25-50 per 1,000 subscribers per issue



### Affiliate Links

\$5-500 per conversion



### Paid Subscriptions

\$5-20/month per paying subscriber



### Your Own Products

Unlimited upside

**Key metric:** Revenue per subscriber per month (\$0.50-2.00 is typical)

# Email Newsletters: Your First \$50

## This Weekend Action Plan



### Hour 1: Define Your Newsletter

- Topic you could write about **weekly for a year**
- Specific angle (what's YOUR take?)
- Who exactly is this for?
- What will they get from reading?



### Hour 2: Set Up Infrastructure

- Create Beehiiv account (free up to 2,500 subscribers)
- Choose name and write description
- Set up welcome email
- Create simple landing page



### Hour 3-4: Write First 3 Issues

- Write your first issue (send immediately to friends/yourself)
- Draft issues 2 and 3 (schedule them)
- Use AI to help with research and structure
- Add your voice and opinions



### Hour 5: Initial Promotion

- Email 10-20 friends who'd genuinely be interested
- Post on Twitter/LinkedIn with link to subscribe
- Add link to email signature, social bios

**Path to First \$50:** Reach 500 subscribers (**2-4 months** of consistent publishing), then apply for Beehiiv Ad Network or reach out to small sponsors, or recommend affiliate products that genuinely help your audience.

# Email Newsletters: AI Prompts

Copy any prompt below, replace the [BRACKETED] sections with your specific details, and paste into ChatGPT, Claude, or your preferred AI tool. The more specific you are with the details, the better your results.

## Prompt 1: Newsletter Issue Drafter

Help me draft a newsletter issue for my [TOPIC] newsletter. Newsletter name: [NAME] Audience: [WHO READS] Topic for this issue: [SPECIFIC TOPIC] My take/angle: [YOUR OPINION OR UNIQUE PERSPECTIVE] Desired length: [WORD COUNT, typically 500-1000 words]. Structure: 1. Opening hook - personal, timely, or provocative 2. Context - why this matters right now 3. Main insight - your perspective, not just facts 4. Practical takeaway - what can they DO with this 5. Sign-off - personal, with a question or CTA. Write in first person, conversational tone. Include my opinions and perspective, not generic information. Make it feel like an email from a smart friend, not a corporate newsletter.

## Prompt 2: Newsletter Topic Ideas

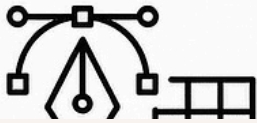
I write a newsletter about [TOPIC] for [AUDIENCE]. I've already written about: [LIST PREVIOUS TOPICS IF ANY]. Generate 20 newsletter topic ideas. For each: 1. Working subject line (optimized for opens) 2. The core insight or angle 3. Why readers would care about this right now 4. One practical takeaway to include. Mix: 5 evergreen educational topics, 5 opinion/hot take pieces, 5 practical how-to topics, 5 curated/roundup style issues. Prioritize topics that will generate replies and discussion.

## Prompt 3: Welcome Sequence Writer

Write a 3-email welcome sequence for new subscribers to my newsletter. Newsletter: [NAME] Topic: [WHAT IT'S ABOUT] Audience: [WHO SUBSCRIBES] What makes it different: [YOUR UNIQUE ANGLE] Paid offering (if any): [PRODUCT/SERVICE YOU SELL]. **Email 1** (immediately after signup): Welcome and deliver any promised lead magnet, Set expectations (what they'll get, how often), Quick personal story about why you started this, One valuable insight to prove immediate value. **Email 2** (Day 2): Share your best/most popular piece of content, More context about your background and credibility, Ask a question to encourage replies. **Email 3** (Day 4): Provide substantial value (teaching something specific), Soft mention of paid offering if relevant, CTA to follow on social or reply with questions. Keep each email under 400 words. Warm, personal tone throughout.



ANALYTICS



FINANCE



# Email Newsletters: Toolkit

## Recommended Tools

Tool	Cost	Use For
Beehiiv	Free-\$49 /mo	Newsletter platform
ConvertKit	Free-\$29 /mo	Alternative platform
SparkLoop	Free-\$99 /mo	Referral program
Canva	Free	Graphics for newsletter
Typefully	Free-\$15/mo	Social promotion

## Best Newsletter Niches

1. Niche professional skills (SEO, sales, product management)
2. Local business/city guides
3. Industry news curation
4. Parenting sub-niches (toddlers, teens, special needs)
5. Personal finance for specific situations
6. Career advice for specific roles
7. Hobby deep-dives (golf, gardening, cooking styles)
8. AI and technology trends
9. Book summaries and recommendations
10. Health and fitness for specific demographics

# Side Hustle #5: AI Consulting for Local Businesses

## What It Is


Help local businesses use AI tools to save time and money. This could be setting up ChatGPT workflows, automating social media, creating content systems, or building simple customer follow-up processes.

## The Opportunity

Most small business owners know AI exists but have no idea how to use it. You bridge that gap. The demand is **enormous and growing daily**.

## Who This Is For

- People comfortable with technology
- Strong communicators who can explain things simply
- Those willing to do local outreach (yes, in person or phone)
- Anyone who enjoys solving practical problems






# AI Consulting: Income Potential

## Realistic Numbers

Timeframe	Expected Income
First 90 days	\$200-1,500 total
After 6 months (3-5 clients)	\$1,500-4,000/month
At scale (retainer-based)	\$5,000-10,000+/month



## Pricing Guide

- One-time setup/training (2-3 hours): \$200-500
- Small project (specific workflow): \$300-800
- Monthly retainer (ongoing support): \$300-800/month
- Half-day intensive workshop: \$500-1,000

📌 **Sweet spot for beginners:** \$297-497 one-time setup packages

# AI Consulting: Your First \$50

## This Weekend Action Plan

1

### Hour 1: Define Your Service Package

- List 3-5 AI tools you know well
- Define ONE specific problem you can solve
- Create a simple "package" with clear deliverables
- Example: "AI Social Media Starter - I'll set up ChatGPT templates for 30 days of social posts"

2

### Hour 2: Create Your One-Pager

- Simple document explaining your service
- The problem → Your solution → What they get → Price
- Include: "Perfect for restaurants, real estate agents, and professional services"

3

### Hour 3-4: Build Target List

- List 20 local businesses that could benefit
- Get owner names from Google, LinkedIn, or just call
- Prioritize: Businesses with bad or no social media presence

4

### Hour 5-6: Outreach

- Visit 3-5 businesses in person (most effective)
- Or: Send personalized emails/LinkedIn messages
- Use the scripts provided in this guide

📌 **Goal:** Land 1 client at \$197-297 for a starter package

# AI Consulting: AI Prompts

## Prompt 1: Client Audit Checklist Creator

I'm doing an AI consultation for a [TYPE OF BUSINESS, e.g., "local dental practice"]. Create a checklist I can use to audit their current operations and identify AI opportunities:

1. Customer Communication - How they currently handle [inquiries, follow-ups, reviews] - AI opportunity assessment
2. Content and Marketing - Current content creation process - Social media presence - AI opportunity assessment
3. Administrative Tasks - Scheduling, invoicing, documentation - AI opportunity assessment
4. Customer Experience - Current touchpoints - Personalization opportunities - AI opportunity assessment.

For each area, include:

- Questions to ask the business owner,
- Red flags that indicate opportunity,
- Quick wins I could implement.

## Prompt 2: Custom Workflow Builder

Create a step-by-step AI workflow for a [TYPE OF BUSINESS] to [SPECIFIC TASK]. Business context: [BRIEF DESCRIPTION]

Current pain point: [WHAT THEY STRUGGLE WITH]

Tools they use: [IF KNOWN] Budget: [LOW/MEDIUM/HIGH].

Provide:

1. Overview of the workflow (what it accomplishes)
2. Tools needed (prefer **free or low-cost**)
3. Step-by-step setup instructions (detailed enough for a non-technical person)
4. Template prompts they can copy and use
5. How to measure if it's working
6. Estimated time saved per week.

Make this **implementable in under 2 hours**.


## Prompt 3: Proposal Generator

Write a consulting proposal for a [TYPE OF BUSINESS]. My service: [WHAT YOU'LL DO] Their problem: [WHAT THEY TOLD YOU] Deliverables: [SPECIFIC THINGS THEY'LL GET] Price: **\$AMOUNT** Timeline: [HOW LONG].

Structure the proposal:

1. Summary - Restate their problem, show you understand
2. Solution - What you'll do, specifically
3. Deliverables - Bullet list of exactly what they get
4. Process - How you'll work together
5. Investment - Price with clear value justification
6. Next Steps - Exactly how to move forward. **Keep it to one page**.

Professional but warm tone. Focus on outcomes, not process.



# AI Consulting: Toolkit

## Recommended Tools to Know


Tool	What to Offer
ChatGPT	Content creation, customer service templates
Canva	Social media graphics, simple branding
Zapier/Make	Simple automations
Calendly	Appointment scheduling
Google Business	Profile optimization
Mailchimp/Beehiiv	Email marketing setup

## Best Local Businesses to Target

1. Real estate agents (always need content)
2. Restaurants (social media, menu descriptions)
3. Dental and medical practices
4. Law firms (especially small practices)
5. Fitness studios and personal trainers
6. Salons and spas
7. Auto dealerships and repair shops
8. Home services (plumbers, electricians, landscapers)
9. Insurance agents
10. Accountants and financial planners

# Outreach Scripts

## Email Outreach Script (Content Writing / AI Consulting)



**Subject:** Quick question about [BUSINESS NAME]'s content

Hi [NAME],

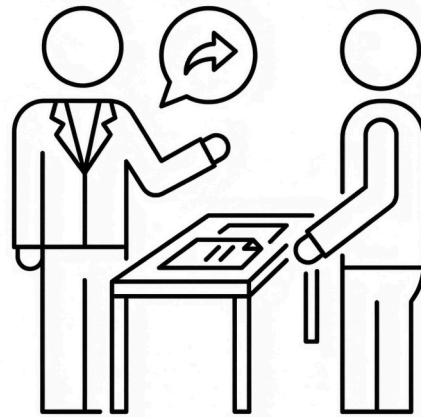
I was looking at [BUSINESS NAME]'s website/social media and noticed you're not posting much content about [SPECIFIC TOPIC RELEVANT TO THEM].

I help [INDUSTRY] businesses create content that brings in customers without spending hours writing. My clients typically see [SPECIFIC BENEFIT - e.g., "30% more inquiries from their blog"].

Would you be open to a **15-minute call** this week to see if I could help? No pitch - just want to understand your situation.

Either way, keep up the great work with [GENUINE COMPLIMENT ABOUT THEIR BUSINESS].

[YOUR NAME]



# LinkedIn Connection Script


Hi [NAME],

I work with [INDUSTRY] businesses on [SPECIFIC SERVICE]. Saw your work at [COMPANY] - really liked [SPECIFIC THING].

Would love to connect and share ideas about [RELEVANT TOPIC].

[YOUR NAME]

# In-Person Intro Script (Local AI Consulting)



"Hi, I'm [NAME]. I help local businesses like yours save time using AI tools - stuff like automating social media posts or creating customer follow-up systems.

I noticed [GENUINE OBSERVATION - e.g., "you have a great reputation on Google but aren't posting much on social media"].

Would the owner have **10 minutes this week** for me to show them **one thing that could save a few hours a week**? **Totally free**, just trying to build relationships in the area."



## Follow-Up Email (No Response After 3-5 Days)

**Subject:** Re: [ORIGINAL SUBJECT]

Hey [NAME],

Just floating this back up in case it got buried. I know you're busy running [BUSINESS NAME].

If now's not the right time, no worries at all. If you'd like to chat about **[SPECIFIC BENEFIT]**, I'm **around this week**.

[YOUR NAME]



# Quick Reference: Side Hustle Comparison

## At a Glance

Hustle	Time to First \$	Income Ceiling	Difficulty
Digital Templates	1-2 weeks	\$3K/mo	★★
Content Writing	2-4 weeks	\$8K/mo	★★★
Faceless Content	4-12 months	\$20K+/mo	★★★★★
Email Newsletter	2-4 months	\$15K+/mo	★★★★
AI Consulting	1-2 weeks	\$10K/mo	★★★★

## Choose Based on Your Situation



### Want fast results?

Templates or AI Consulting



### Want highest ceiling?

Faceless Content or Newsletter (long-term)



### Want to work with clients?

Content Writing or AI Consulting




### Want to build an asset?

Newsletter or Faceless Content



### Just want to test the waters?

Templates



# What's Next?

You now have everything you need to start **this weekend**.

But here's the truth: **knowing what to do and actually doing it are very different things.**

## Your Assignment Right Now

### 1 Pick ONE side hustle from this guide

Don't try to do all five. Choose the one that fits your situation, skills, and timeline best.

### 2 Block 2-4 hours on your calendar this weekend

Treat this like a real appointment. Put it in your calendar right now. Don't wait for the "perfect time."

### 3 Complete the action plan for that hustle

Follow the step-by-step guide provided. Don't overthink it. Done is better than perfect.

### 4 Use the prompts - copy, paste, customize

The AI prompts are tested and ready to use. You don't need to reinvent the wheel.

📌 Small steps beat big plans every single time.

# Want the Complete System?

This guide gave you the starting point. But building a sustainable side hustle requires more:



- ✓ A proven framework for validating your niche
- ✓ Step-by-step systems for creating products that sell
- ✓ Distribution strategies that actually work
- ✓ Automation recipes to scale without burning out
- ✓ The ethical AI practices that protect your business

**No-Hype AI Hustles** is the complete 31-lesson course that walks you through everything.

No fluff. No filler. Just actionable steps.

**Learn more at:** [www.nohype-ai.com](https://www.nohype-ai.com)



# SUSTAINABLE

# The No-Hype Promise

100%

## Real strategies

Honest timelines. No fake income screenshots.

0

## Hype or fluff

Just proven systems and actionable steps.

1

## Simple truth

Small steps beat big plans.

Now go  
build  
something.

[www.nohype-ai.com](http://www.nohype-ai.com)

